

槽刀 Grooving Holder

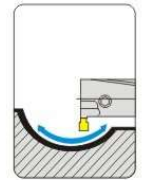


MGEHR/L

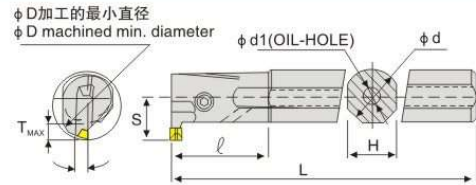
| 参考 Reference | 刀杆形状 Cutter bar shape | 适用条件 Applicable conditions | | | | | 适用刀片 Applicable insert | 配件 Accessories | |
|--------------------|--------------------------|-----------------------------------|-----|------|------------------|--|---|---|---|
| 注释 Note | | 宽槽，深槽加工 Wide and deep grooving | | | | |  |  |  |
| (mm) | | | | | | | | 螺丝 Screw | 扳手 Wrench |
| 型号 Model | H(h) | W | L | S | T _{Max} | | MGMN600-M MGMN600-□□-M MRMN600-M | M6 x 25 | L5.0 |
| MGEHR/L2020-6 | 20 | 20 | 125 | 20.6 | 23 | | | | |
| MGEHR/L2020-6-T15 | 20 | 20 | 125 | 20.6 | 15 | | | | |
| MGEHR/L2525-6 | 25 | 25 | 150 | 25.6 | 23 | | | | |
| MGEHR/L2525-6-T15 | 25 | 25 | 150 | 25.6 | 15 | | | | |
| MGEHR/L3232-6 | 32 | 32 | 170 | 32.6 | 23 | | | | |
| MGEHR/L3232-6-T15 | 32 | 32 | 170 | 32.6 | 15 | | | | |
| MGEHR/L2525-8 | 25 | 25 | 150 | 26.1 | 28 | | | | |
| MGEHR/L2525-8-T15 | 25 | 25 | 150 | 26.1 | 15 | | | | |
| MGEHR/L3232-8 | 32 | 32 | 170 | 33.1 | 25 | | | | |
| MGEHR/L3232-8-T15 | 32 | 32 | 170 | 33.1 | 16 | | | | |
| MGEHR/L2525-6A | 25 | 25 | 150 | 25.6 | 23 | | | | |
| MGEHR/L2525-6A-T15 | 25 | 25 | 150 | 25.6 | 15 | | | | |
| MGEHR/L3232-6A | 32 | 32 | 170 | 32.6 | 23 | | | | |
| MGEHR/L3232-6A-T15 | 32 | 32 | 170 | 32.6 | 15 | | | | |
| MGEHR/L2525-8A | 25 | 25 | 150 | 26.1 | 28 | | | | |
| MGEHR/L2525-8A-T15 | 25 | 25 | 150 | 26.1 | 16 | | | | |
| MGEHR/L3232-8A | 32 | 32 | 170 | 33.1 | 28 | | | | |
| MGEHR/L3232-8A-T15 | 32 | 32 | 170 | 33.1 | 15 | | | | |

槽刀 Grooving Holder

MGIVR/L



进给方向
Feed direction



右手图示
Right hand illustration

| 参考 Reference | 刀杆形状 Cutter bar shape | 适用条件 Applicable conditions | | | | | 适用刀片 Applicable insert | 配件 Accessories | | |
|-----------------|--------------------------|-----------------------------------|-----|----|------------------|----|---|---|---|------|
| 注释 Note | | 宽槽，深槽加工 Wide and deep grooving | | | | |  |  |  | |
| (mm) | | | | | | | | 螺丝 Screw | 扳手 Wrench | |
| 型号 Model | φD | φd | L | ℓ | T _{Max} | H | S | | | |
| MGIVR/L2016-1.5 | 20 | 16 | 125 | 35 | 4 | 15 | 11.3 | MGMN150-G | M5 x 13 | L2.5 |
| MGIVR/L2520-1.5 | 25 | 20 | 150 | 45 | 4 | 18 | 13.1 | | M5 x 17 | L4.0 |
| MGIVR/L2925-1.5 | 29 | 25 | 200 | 45 | 4 | 23 | 16.2 | | | |
| MGIVR/L2016-2 | 20 | 16 | 125 | 35 | 5 | 15 | 12.4 | MGMN200-G MGMN200-M | M5 x 13 | L2.5 |
| MGIVR/L2520-2 | 25 | 20 | 150 | 45 | 5 | 18 | 14.0 | | | L2.5 |
| MGIVR/L2925-2 | 29 | 25 | 200 | 45 | 5 | 23 | 17.2 | | | |
| MGIVR/L2016-2.5 | 20 | 16 | 125 | 35 | 6 | 15 | 12.5 | MGMN250-G MGMN250-M | M5 x 13 | L4.0 |
| MGIVR/L2520-2.5 | 25 | 20 | 150 | 45 | 6 | 18 | 15.1 | | | L2.5 |
| MGIVR/L2925-2.5 | 29 | 25 | 200 | 45 | 6 | 23 | 18.2 | | | |

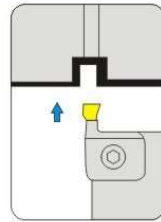
槽刀 Grooving Holder

MGIVR/L

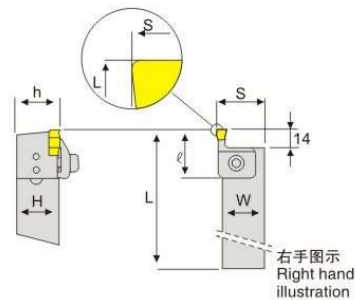
| 参考 Reference | 刀杆形状 Cutter bar shape | 适用条件 Applicable conditions | | | | | | | 适用刀片 Applicable insert | 配件 Accessories | |
|-----------------|--------------------------|-----------------------------------|-----|--------|-----------|----|------|--|---------------------------|----------------|-----------|
| 注释 Note | | 宽槽，深槽加工 Wide and deep grooving | | | | | | | | | |
| (mm) | | | | | | | | | | 螺丝 Screw | 扳手 Wrench |
| 型号 Model | ϕD | ϕd | L | ℓ | T_{Max} | H | S | | M5 x 17 | L4.0 | |
| MGIVR/L2520-3 | 25 | 20 | 150 | 45 | 6 | 18 | 15.6 | MGMN300-M MGMN300-□□-M MRMN300-M | | | |
| MGIVR/L3125-3 | 31 | 25 | 200 | 45 | 6 | 23 | 18.9 | | | | |
| MGIVR/L3732-3 | 37 | 32 | 250 | 65 | 6 | 30 | 21.5 | | | | |
| MGIVR/L2520-4 | 35 | 20 | 150 | 45 | 6 | 18 | 12.6 | MGMN400-M MGMN400-□□-M MRMN400-M | | | |
| MGIVR/L3125-4 | 31 | 25 | 200 | 45 | 6 | 23 | 18.9 | | | | |
| MGIVR/L3732-4 | 37 | 32 | 250 | 65 | 6 | 30 | 21.5 | | | | |
| MGIVR/L3125-5 | 31 | 25 | 200 | 45 | 8 | 23 | 19.4 | MGMN500-M MGMN500-□□-M MRMN500-M | | | |
| MGIVR/L3732-5 | 37 | 32 | 250 | 65 | 8 | 30 | 21.5 | | | | |
| MGIVR/L3125-6 | 31 | 23 | 200 | 45 | 8 | 23 | 19.4 | | | | |
| MGIVR/L3732-6 | 37 | 32 | 250 | 65 | 8 | 30 | 21.5 | MGMN600-M MGMN600-□□-M MRMN600-M | | | |
| MGIVR/L3732-8 | 37 | 32 | 250 | 65 | 10 | 30 | 23.4 | | | | |
| MGIVR/L4540-8 | 45 | 40 | 300 | 70 | 10 | 37 | 27.2 | | | | |
| MGIVR/L3732-6A | 31 | 25 | 200 | 45 | 8 | 23 | 19.4 | MRMN800-M | | | |
| MGIVR/L4540-6A | 37 | 32 | 250 | 65 | 8 | 30 | 21.5 | | | | |
| MGIVR/L3732-8A | 37 | 32 | 250 | 65 | 10 | 30 | 23.4 | MRMN600-A | | | |
| MGIVR/L4540-8A | 45 | 40 | 300 | 70 | 10 | 37 | 27.2 | | | | |
| | | | | | | | | MRMN800-A | | | |

槽刀 Grooving Holder

DBH



进给方向
Feed direction



右手图示
Right hand illustration

| 参考 Reference | 刀杆形状 Cutter bar shape | 适用条件 Applicable conditions | | | | | | | 适用刀片 Applicable insert | 配件 Accessories | | | | |
|-----------------|--------------------------|-----------------------------------|-----|--------|-------|-------|---------------------------|--------|---------------------------|----------------|-------------------------------|--------------|----------------------|--------------|
| 注释 Note | | 宽槽，深槽加工 Wide and deep grooving | | | | | | | | 压板 Clamp | 压板 螺丝 Clamping screw | 螺丝 Screw | 刀座 Cutter seat | 扳手 Wrench |
| (mm) | | | | | | | | | | | | | | |
| 型号 Model | H=(h) | W | L | ℓ | S | | | | | | | | | |
| DBH320R/L | 20 | 20 | 150 | 40 | 22.3* | 22.8* | DB300,*400** DC300,400 | CGH5R1 | M5 x 17 | MHB0410 | LD34 | L3.0 L4.0 | | |
| DBH325R/L | 25 | 25 | 150 | 40 | 27.3 | 27.8 | | | | | | | | |
| DBH520R/L | 20 | 20 | 150 | 40 | 23.8 | 24.3 | DB500,600 DC500 | CGH5R2 | | MHB0410 | LD56 | L3.0 L4.0 | | |
| DBH525R/L | 25 | 25 | 150 | 40 | 28.8 | 29.3 | | | | | | | | |
| DBH720R/L | 20 | 20 | 150 | 40 | 25.8 | 26.6 | DB700,800 | CGH5R3 | | MHB0410 | LD78 | L3.0 L4.0 | | |
| DBH725R/L | 25 | 25 | 150 | 40 | 30.8 | 31.3 | | | | | | | | |