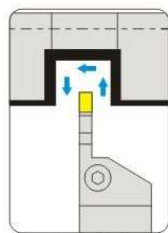
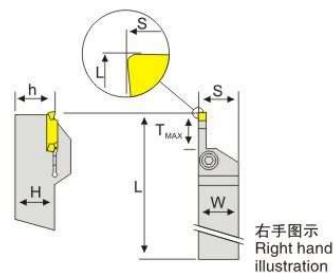


MGEHR/L



进给方向
Feed direction



右手图示
Right hand illustration

| 参考 Reference | 刀杆形状 Cutter bar shape | 适用条件 Applicable conditions | | | | | 适用刀片 Applicable insert | 配件 Accessories | |
|-------------------|--------------------------|------------------------------------|-----|-------|------------------|--|---------------------------|----------------|-----------|
| 注释 Note | | 宽槽, 深槽加工 Wide and deep grooving | | | | | | | |
| | | (mm) | | | | | | 螺丝 Screw | 扳手 Wrench |
| 型号 Model | H=(h) | W | L | S | T _{Max} | | | | |
| MGEHR1010-2 | 10 | 10 | 110 | 10.25 | 10 | MGMN200-G MGMN200-M | M5*16 | T20 | |
| MGEHR1212-2 | 12 | 12 | 115 | 12.25 | 10 | | M4*16 | L3 | |
| MGEHR1010-3 | 10 | 10 | 110 | 10.25 | 10 | MGMN300-G MGMN300-M | M5*16 | T20 | |
| MGEHR1212-3 | 12 | 12 | 115 | 12.25 | 10 | | M4*16 | L3 | |
| MGEHR1212-4 | 12 | 12 | 115 | 12.25 | 10 | MGMN400-G MGMN400-M | M4*16 | L3 | |
| MGEHR1616-4 | 16 | 16 | 115 | 16.25 | 17 | | M6*25 | L5 | |
| MGEHR/L1616-1.5 | 16 | 16 | 100 | 16.25 | 14.5 | MGMN150-G | M5 × 16 | L4.0 | |
| MGEHR/L2020-1.5 | 20 | 20 | 125 | 20.25 | 14.5 | | | | |
| MGEHR/L2525-1.5 | 25 | 25 | 150 | 25.25 | 14.5 | | | | |
| MGEHR/L1212-2 | 12 | 12 | 100 | 14.25 | 14.5 | MGMN200-G MGMN200-M | M6 × 20 | L5.0 | |
| MGEHR/L1616-2 | 16 | 16 | 100 | 16.25 | 14.5 | | | | |
| MGEHR/L2020-2 | 20 | 20 | 125 | 20.25 | 14.5 | | | | |
| MGEHR/L2525-2 | 25 | 25 | 150 | 25.25 | 14.5 | MGMN250-G MGMN250-M | M5 × 16 | L5.0 | |
| MGEHR/L1616-2.5 | 16 | 16 | 100 | 16.30 | 16.5 | | | | |
| MGEHR/L2020-2.5 | 20 | 20 | 125 | 20.30 | 16.5 | | | | |
| MGEHR/L2525-2.5 | 25 | 25 | 150 | 25.30 | 16.5 | MGMN300-G MGMN300-□□-M MRMN300-G | | | |
| MGEHR/L1616-3 | 16 | 16 | 100 | 16.35 | 18.5 | | | | |
| MGEHR/L2020-3 | 20 | 20 | 125 | 20.4 | 18 | | | | |
| MGEHR/L2020-3-T10 | 20 | 20 | 125 | 20.4 | 10 | | | | |
| MGEHR/L2525-3 | 25 | 25 | 150 | 25.4 | 18 | | | | |
| MGEHR/L2525-3-T10 | 25 | 25 | 150 | 25.4 | 10 | | | | |
| MGEHR/L3232-3 | 32 | 32 | 170 | 32.4 | 18 | | | | |
| MGEHR/L3232-3-T10 | 32 | 32 | 170 | 32.4 | 10 | | | | |
| MGEHR/L2020-4 | 20 | 20 | 125 | 20.4 | 18 | | | | |
| MGEHR/L2020-4-T10 | 20 | 20 | 125 | 20.4 | 10 | | | | |
| MGEHR/L2525-4 | 25 | 25 | 150 | 25.4 | 180 | MGMN400-G MGMN400-□□-M MRMN400-G | M6 × 25 | L5.0 | |
| MGEHR/L2525-4-T10 | 25 | 25 | 150 | 25.4 | 10 | | | | |
| MGEHR/L3232-4 | 32 | 32 | 170 | 32.4 | 18 | | | | |
| MGEHR/L3232-4-T10 | 32 | 32 | 170 | 32.4 | 10 | MGMN500-G MGMN500-□□-M MRMN500-G | | | |
| MGEHR/L2020-5 | 20 | 20 | 150 | 20.5 | 23 | | | | |
| MGEHR/L2020-5-T15 | 20 | 20 | 150 | 20.5 | 15 | | | | |
| MGEHR/L2525-5 | 25 | 25 | 150 | 25.5 | 23 | | | | |
| MGEHR/L2525-5-T15 | 25 | 25 | 150 | 25.5 | 15 | | | | |
| MGEHR/L3232-5 | 32 | 32 | 170 | 32.5 | 23 | | | | |
| MGEHR/L3232-5-T15 | 32 | 32 | 170 | 32.5 | 15 | | | | |

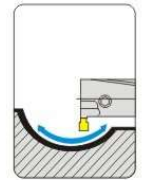
槽刀 Grooving Holder

MGEHR/L

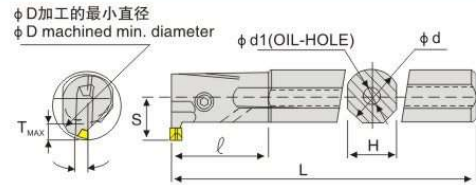
| 参考 Reference | 刀杆形状 Cutter bar shape | 适用条件 Applicable conditions | | | | | 适用刀片 Applicable insert | 配件 Accessories | |
|--------------------|--------------------------|-----------------------------------|-----|------|------------------|--|---------------------------|----------------|--|
| 注释 Note | | 宽槽，深槽加工 Wide and deep grooving | | | | | | | |
| (mm) | | | | | | | | | |
| 型号 Model | H=(h) | W | L | S | T _{Max} | | 螺丝 Screw | 扳手 Wrench | |
| MGEHR/L2020-6 | 20 | 20 | 125 | 20.6 | 23 | MGMN600-M MGMN600-□□-M MRMN600-M | M6 x 25 | L5.0 | |
| MGEHR/L2020-6-T15 | 20 | 20 | 125 | 20.6 | 15 | | | | |
| MGEHR/L2525-6 | 25 | 25 | 150 | 25.6 | 23 | | | | |
| MGEHR/L2525-6-T15 | 25 | 25 | 150 | 25.6 | 15 | | | | |
| MGEHR/L3232-6 | 32 | 32 | 170 | 32.6 | 23 | | | | |
| MGEHR/L3232-6-T15 | 32 | 32 | 170 | 32.6 | 15 | MGMN800-M | | | |
| MGEHR/L2525-8 | 25 | 25 | 150 | 26.1 | 28 | | | | |
| MGEHR/L2525-8-T15 | 25 | 25 | 150 | 26.1 | 15 | | | | |
| MGEHR/L3232-8 | 32 | 32 | 170 | 33.1 | 25 | MGMN600-A | | | |
| MGEHR/L3232-8-T15 | 32 | 32 | 170 | 33.1 | 16 | | | | |
| MGEHR/L2525-6A | 25 | 25 | 150 | 25.6 | 23 | MGMN600-A | | | |
| MGEHR/L2525-6A-T15 | 25 | 25 | 150 | 25.6 | 15 | | | | |
| MGEHR/L3232-6A | 32 | 32 | 170 | 32.6 | 23 | | | | |
| MGEHR/L3232-6A-T15 | 32 | 32 | 170 | 32.6 | 15 | MGMN800-A | | | |
| MGEHR/L2525-8A | 25 | 25 | 150 | 26.1 | 28 | | | | |
| MGEHR/L2525-8A-T15 | 25 | 25 | 150 | 26.1 | 16 | | | | |
| MGEHR/L3232-8A | 32 | 32 | 170 | 33.1 | 28 | | | | |
| MGEHR/L3232-8A-T15 | 32 | 32 | 170 | 33.1 | 15 | | | | |

槽刀 Grooving Holder

MGIVR/L



进给方向
Feed direction



右手图示
Right hand illustration

| 参考 Reference | 刀杆形状 Cutter bar shape | 适用条件 Applicable conditions | | | | | 适用刀片 Applicable insert | 配件 Accessories | |
|-----------------|--------------------------|-----------------------------------|-----|----|------------------|----|---------------------------|----------------|-----------|
| 注释 Note | | 宽槽，深槽加工 Wide and deep grooving | | | | | | | |
| (mm) | | | | | | | | | |
| 型号 Model | φD | φd | L | ℓ | T _{Max} | H | S | 螺丝 Screw | 扳手 Wrench |
| MGIVR/L2016-1.5 | 20 | 16 | 125 | 35 | 4 | 15 | 11.3 | M5 x 13 | L2.5 |
| MGIVR/L2520-1.5 | 25 | 20 | 150 | 45 | 4 | 18 | 13.1 | | |
| MGIVR/L2925-1.5 | 29 | 25 | 200 | 45 | 4 | 23 | 16.2 | M5 x 17 | L4.0 |
| MGIVR/L2016-2 | 20 | 16 | 125 | 35 | 5 | 15 | 12.4 | | |
| MGIVR/L2520-2 | 25 | 20 | 150 | 45 | 5 | 18 | 14.0 | M5 x 13 | L2.5 |
| MGIVR/L2925-2 | 29 | 25 | 200 | 45 | 5 | 23 | 17.2 | | |
| MGIVR/L2016-2.5 | 20 | 16 | 125 | 35 | 6 | 15 | 12.5 | M5 x 13 | L4.0 |
| MGIVR/L2520-2.5 | 25 | 20 | 150 | 45 | 6 | 18 | 15.1 | | |
| MGIVR/L2925-2.5 | 29 | 25 | 200 | 45 | 6 | 23 | 18.2 | M5 x 13 | L2.5 |
| | | | | | | | | | |