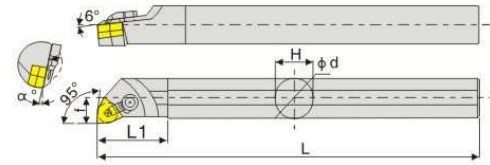
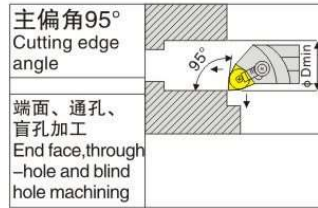


内孔车刀(压板式) Boring Bars(M-type)

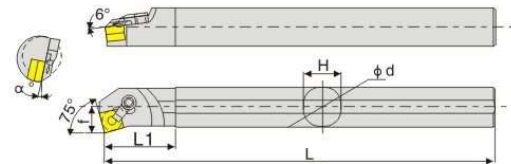
MWLNR/L



型号 Model	刀片 Insert 	适用条件 Applicable conditions							配件 Accessories									
		ϕ Dmin	ϕ D	L	L1	H	f	α°	刀垫 Shim	销钉 Pin	压板 Clamp	双头螺丝 Clamping Screw	扳手 Wrench					
S16Q-MWLNR/L06	WN □ □ 0604 □ □	ϕ 22	ϕ 16	180	35	15	11.0	18	SW0603						CTM510	HL1510	ML0520	L2.0 L3.0
S20R-MWLNR/L06		ϕ 25	ϕ 20	200	40	19	13.0	15							CTM513	HL1810	ML0620	L2.0 L3.0
S25S-MWLNR/L06		ϕ 32	ϕ 25	250	36	23	17.0	18										
S32T-MWLNR/L06		ϕ 40	ϕ 32	300	50	30	22.0	15										
S40U-MWLNR/L06		ϕ 50	ϕ 40	350	60	37	27.0	15										
S25S-MWLNR/L08	WN □ □ 0804 □ □	ϕ 32	ϕ 25	250	36	23	17.0	12	SW0804						CTM617	HL1814	ML0625	L3.0 L4.0
S32T-MWLNR/L08		ϕ 40	ϕ 32	300	50	30	22.0	17										
S40U-MWLNR/L08		ϕ 50	ϕ 40	350	60	37	27.0	15										

内孔车刀(压板式) Boring Bars(M-type)

MSKNR/L



型号 Model	刀片 Insert 	适用条件 Applicable conditions							配件 Accessories									
		ϕ Dmin	ϕ D	L	L1	H	f	α°	刀垫 Shim	销钉 Pin	压板 Clamp	双头螺丝 Clamping Screw	扳手 Wrench					
S20R-MSKNR/L12	SN □ □ 1204 □ □	ϕ 32	ϕ 20	200	40	19	13	15°	SC1204						CTM613	HL1810		
S25S-MSKNR/L12		ϕ 32	ϕ 25	250	45	24	17	12°										
S32T-MSKNR/L12		ϕ 40	ϕ 32	300	50	30	22	17°										
S40U-MSKNR/L12		ϕ 50	ϕ 40	350	55	38	27	15°										
S50V-MSKNR/L12		ϕ 60	ϕ 50	400	65	48	30	12°										

