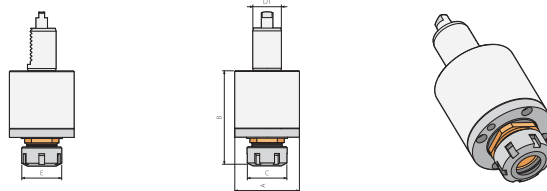


■ 轴向动力刀座(0°)

AXIAL MILLING AND DRILLING HEADS

SA



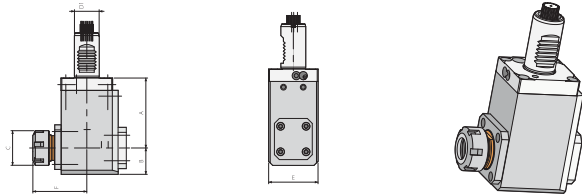
DIMENSIONS

Order NO.	D1	A	B	C	Maximum R.P.M	N.W.Kg
SA30-ER25	30	68	90	42	6000	2.6
SA40-ER32	40	83	90	50	6000	3.5
SA50-ER40	50	88	127	63	6000	4.9

■ 径向动力刀座(90°)

RADIAL DRILLING AND MILLING HEADS

HF^{L(左)} R(右)



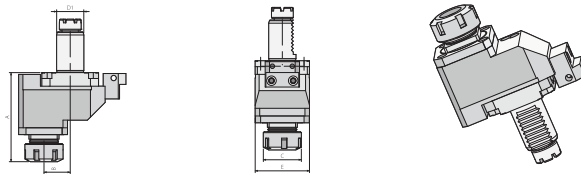
DIMENSIONS

OrderNO.	D1	A	B	C	E	F	Maximum R.P.M	N.W.Kg
HF _R 30-ER25	30	55	32	42	60	68	4500	3.8
HF _R 40-ER32	40	55	35	50	80	76	4500	5.6
HF _R 50-ER40	50	85	40	63	86	90	4500	9.5

■ 轴向偏心动力刀座(0°)

AXIAL DRILLING AND MILLING HEADS OFFSET

SA OFFSET



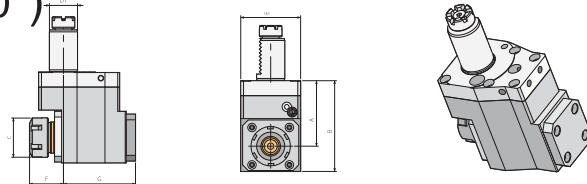
DIMENSIONS

Order NO.	D1	A	B	C	E	Maximum R.P.M	N.W.Kg
SA20-OFF29-ER16	20	98	29	28	52	4000	2.6
SA30-OFF29-ER25	30	98	29	42	60	4000	3.5
SA40-OFF50-ER32	40	120	50	50	80	4000	4.9

■ 径向动力刀座-后缩型(90°)

RADIAL DRILLING AND MILLING HEADS OFFST

HB



DIMENSIONS

Order NO.	D1	A	B	C	E	F	G	Maximum R.P.M	N.W.Kg
HB30-ER25	30	70	97	42	64	32	75	5000	3.9
HB40-ER32	40	90	118	50	80	42	112	5000	8.5
HB50-ER40	50	90	128	63	86	45	112	5000	10.8