

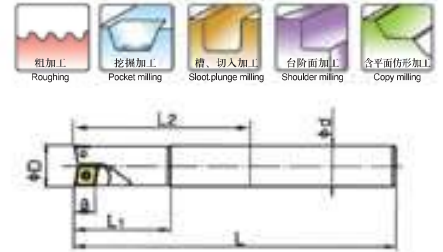
# TJU 钻铣刀

## TJU Borer mill



- 钻铣共用，适用范围广
- 切削阻力小，负荷轻

★ Drilling and milling shared wide scope of application.  
★ Cutting resistance, the load light.

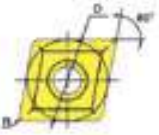
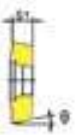




型号 Cat. No	刃数 No. of flues	尺寸 Size					
		D	d	L	L1	L2	a
TJU-8×100	1	8	8	100	30	—	6
TJU-10×130	1	10	10	130	30	—	6
TJU-12×130	1	12	12	130	30	—	6
TJU-16×130	2	16	16	130	30	—	6
TJU-16×160	2	16	16	160	40	—	6
TJU-16×200	2	16	16	200	40	100	6
TJU-17×160-C16	2	17	16	160	40	100	6
TJU-17×200-C16	2	17	16	200	40	100	6
TJU-20×160	2	20	20	160	40	—	6
TJU-20×200	2	20	20	200	50	100	6
TJU-21×160-C20	2	21	20	160	40	100	6
TJU-25×160	2	25	25	160	50	—	6
TJU-25×200	2	25	25	200	60	—	6
TJU-25×250	2	25	25	250	60	115	6
TJU-26×160-C25	2	26	25	160	60	—	6
TJU-26×160-C25	2	26	25	200	60	115	6
TJU-32×160	2	32	32	160	60	—	12
TJU-32×200	2	32	32	200	60	—	12
TJU-32×250	2	32	32	250	60	—	12
TJU-32×300	2	32	32	300	60	165	12
TJU-32×350	2	32	32	350	60	215	12

### 配件 Mating

型号 Cat. No	刀片 Insert	螺钉 Clamp screw	扳手 wrench
TJU-D08-D12	CCMT 060204 / CPMT 080204Z	M2.5×6	T8
TJU-D16-D21	CCMT 060204 CPMT 090204Z	M2.5×6 M3.5×8	T8 T15
TJU-D25-D26	CCMT 090308 CPMT 120308Z	M4×9	T15
TJU-D32-D33	CCMT 120408 CPMT 160408Z	M5×12	T20

### 适用刀片 Insert

型号 Cat. No	CY250	HC844	GX30	EX40	WH10	WH20	刀片形状 Insert shape	尺寸 (mm) Size				
								D	S1	⊕	R	
CCMT060204	●	●		●	●			6.35	2.38	7	0.4	HITACHI (日立)
CPMT09308	●	●		●	●	●		9.525	3.18	11	0.8	
120408	●	●	●	●	●			12.7	4.76	11	0.8	
CPMT080204Z	●	●		●	●			7.94	2.38	11	0.4	
090204Z	●	●		●	●			9.525	2.38	11	0.4	
120308Z	●	●		●	●			12.7	3.18	11	0.8	
160408	●	●		●	●			15.875	4.76	11	0.8	