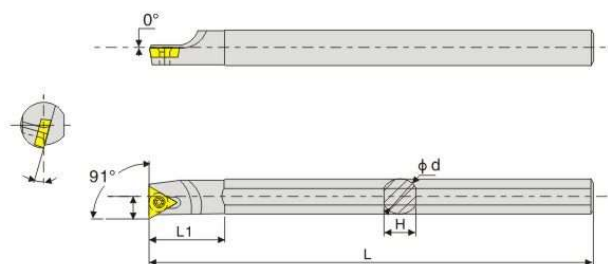
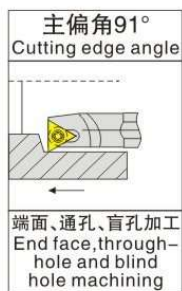


内孔车刀(螺钉式) Boring Bars (S-type)

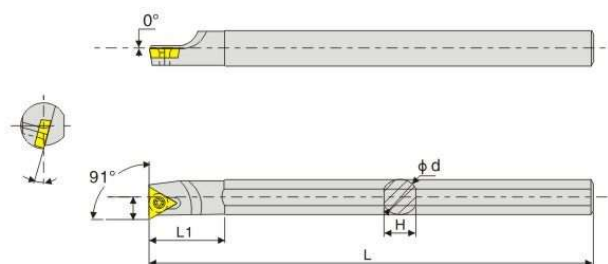
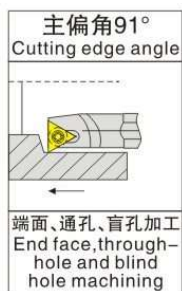
C□□□-STFCR/L 11



型号 Model	刀片 Insert 	规格 Specification							螺丝 Screw 	扳手 Wrench
		φ Dmin	φ d	f	L	L1	H	α°		
C06K-STFBR/L06	TB□□0602□□	φ 7	φ 6	4.2	125	25	5	13°	M2.2*5	T6
C08K-STFPR/L09	TP□□0902□□	φ 10	φ 8	4.2	125	28	7	15°		
C10K-STFCR/L11	TC□□1102□□	φ 12	φ 10	5	125	28	9	12°	M2.5*6	T8
C10K-STFPR/L09	TP□□0902□□	φ 12	φ 10	6	125	28	9	13°	M2.2*5	T6
C10K-STFPR/L1103	TP□□0903□□	φ 12	φ 10	7	125	30	9	12°	M2.5*8	T8
C12M-STFCR/L11	TC□□1102□□	φ 14	φ 12	8.5	150	33	11	10°	M2.5*6	
C12M-STFPR/L1103	TP□□0903□□	φ 14	φ 12	9	150	30	11	10°	M2.5*8	T8
C10M-STFCR/L11	TC□□1102□□	φ 12	φ 10	9.5	150	33	9	10°	M2.5*6	

内孔车刀(螺钉式) Boring Bars (S-type)

C□□K-SWUBR06



型号 Model	刀片 Insert 	规格 Specification							螺丝 Screw 	扳手 Wrench
		φ Dmin	φ d	f	L	L1	H	α°		
C06K-SWUBR06	WBG060102	φ 8	φ 6	3.5	125	16	5	13°	M2.2×6	T6