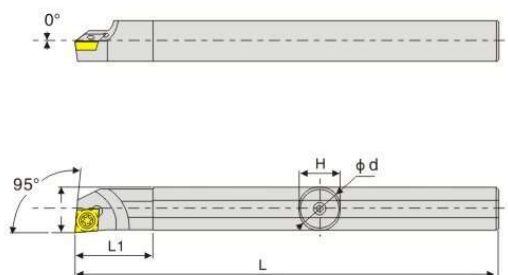


内孔车刀(螺钉式) Boring Bars (S-type)

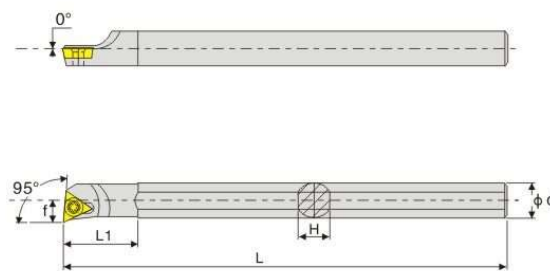
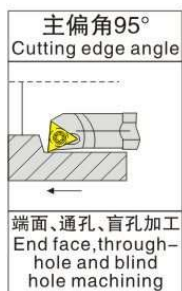
C□□□-SCLCR/L□□



型号 Model	刀片 Insert	规格 Specification							螺丝 Screw	扳手 Wrench
		ϕ Dmin	ϕ d	f	L	L1	H	α°		
C06K-SCLCR/L06	CC□□0602□□	ϕ 8	Φ 6	4.2	125	16	5	15°	M2.5 × 8	T6
C07K-SCLCR/L06		ϕ 8	Φ 7	4.2	125	16	6	15°		
C08K-SCLCR/L06		ϕ 10	Φ 8	5	125	16	7	15°		
C10K-SCLCR/L06		ϕ 12	Φ 10	6	125	16	9	13°		
C12M-SCLCR/L06		ϕ 14	Φ 12	7	150	20	11	10°		
C12M-SCLCR/L09	CC□□09T3□□	ϕ 16	Φ 12	8.5	150	20	11	10°	M2.5 × 10	T8
C14Q-SCLCR/L09		ϕ 17	Φ 14	9	180	20	13	11°		
C16Q-SCLCR/L09		ϕ 19	Φ 16	9.5	180	20	15	12°		
C10M-SCLCR/L06		ϕ 12	Φ 10	6	150	25	9	13°		

内孔车刀(螺钉式) Boring Bars (S-type)

C□□□STUR/L



型号 Model	刀片 Insert	规格 Specification							螺丝 Screw	扳手 Wrench
		ϕ Dmin	ϕ d	f	L	L1	H	α°		
C06K-STUBR/L06	TB□□0602□□	ϕ 7	Φ 6	4.2	125	25	5	13°	M2.2*5	T6
C08K-STUPR/L09	TP□□0902□□	ϕ 10	Φ 8	4.2	125	28	7	15°		
C10K-STUCR/L11	TC□□1102□□	ϕ 12	Φ 10	5	125	28	9	12°	M2.5*6	T8
C10K-STUPR/L09	TP□□0902□□	ϕ 12	Φ 10	6	125	28	9	13°	M2.2*5	T6
C10K-STUPR/L1103	TP□□0903□□	ϕ 12	Φ 10	7	125	30	9	12°	M2.5*8	T8
C12M-STUCR/L11	TC□□1102□□	ϕ 14	Φ 12	8.5	150	33	11	10°		
C12M-STUPR/L1103	TP□□0903□□	ϕ 14	Φ 12	9	150	30	11	10°	M2.5*8	T8
C10M-STUCR/L11	TC□□1102□□	ϕ 12	Φ 10	9.5	150	33	9	10°		