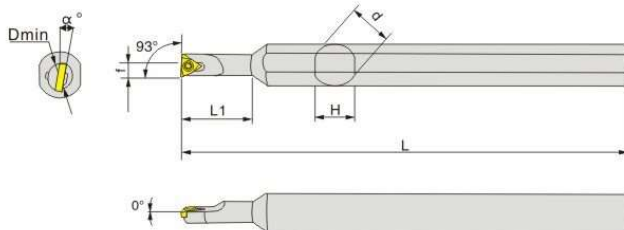
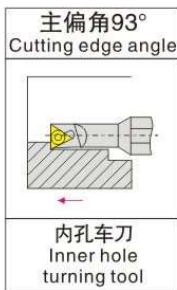


内孔车刀(螺钉式) Boring Bars (S-type)

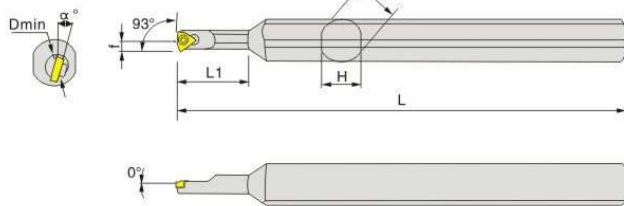
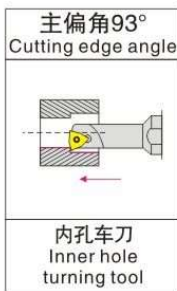
STU□R/L 93°



型号 Model	刀片 Insert	规格 Specification							螺丝 Screw	扳手 Wrench
		ϕ Dmin	ϕ d	L	L1	H	f	α°		
S07K-STUPR/L08-A12	TP□□0802□□	9	12	125	25	11	4.5	12°	M2.2×6	T6
S08M-STUPR/L08-A16		10	16	150	28	15	5	13°		
S08K-STUCR/L09-A12	TC□□0902□□	10	12	125	28	11	5.5	15°	M2.5×6	T8
S08M-STUCR/L09-A16		10	16	150	28	15	5.5	10°		
S10M-STUCR/L11-A16	TC□□1102□□	12	16	150	30	15	6	12°	M2.5×6	T8
S12M-STUCR/L11-A16		14	16	150	33	15	7	10°		
S10M-STUPR/L11-A16	TP□□1103□□	12	16	150	30	15	6	12°	M3×8	T8
S12M-STUPR/L11-A16		14	16	150	33	15	7	10°		

内孔车刀(螺钉式) Boring Bars (S-type)

SWUBR/L



型号 Model	刀片 Insert	规格 Specification							螺丝 Screw	扳手 Wrench
		ϕ Dmin	ϕ d	f	L	L1	H	α°		
S06H-SWUBR/L06	WBGT060102	7	6	3.5	100	16	5.4	15°	M2.2×6	T6
S0705H-SWUBR/L06		6	7	3	100	16	6	15°		
S0805H-SWUBR/L06		6	8	3	100	16	7	15°		
S1005K-SWUBR/L06		6	10	3	125	16	9	15°		
S1205K-SWUBR/L06		6	12	3	125	20	11	15°		
S1605K-SWUBR/L06		6	16	3	125	20	15	15°		
S0806J-SWUBR/L06		7	8	3.5	110	20	7	15°		
S1006K-SWUBR/L06		7	10	3.5	125	20	9	12°		
S1207K-SWUBR/L06		8	12	4	125	25	11	12°		
S1607M-SWUBR/L06		8	16	4	150	25	15	12°		