

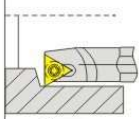
内孔车刀(螺钉式) Boring Bars(S-type)



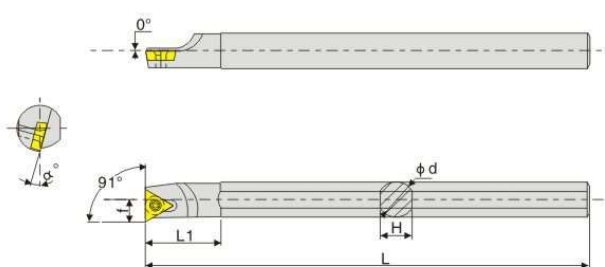
STFCR/L



主偏角91°
Cutting edge angle



端面、通孔、盲孔加工
End face, through-hole and blind hole machining



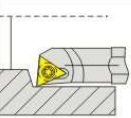
型号 Model	刀片 Insert	适用条件 Applicable conditions							配件 Accessories	
		φ Dmin	φ D	f	L	L1	H	α °	螺丝 Screw	扳手 Wrench
S08K-STFCR/L09	TC□□0902□□	φ 11	φ 8	5	125	23	7	15°	M2.2 × 5	T7
S10K-STFCR/L09		φ 13.5	φ 10	6	125	24	9	13°		
S12M-STFCR/L09		φ 16	φ 10	6	150	24	9	12°		
S10K-STFCR/L11	TC□□1102□□	φ 13.5	φ 12	7	125	27	11	10°	M2.5 × 6	T8
S12M-STFCR/L11		φ 20	φ 16	9	150	30	15	8°		
S16Q-STFCR/L11		φ 25	φ 20	11	180	35	19	6°		
S20R-STFCR/L11	TC□□1102□□	φ 31	φ 25	13.5	200	40	24	4°	M4 × 8	T15
S20R-STFCR/L16		φ 25	φ 20	11	200	40	19	8°		
S25S-STFCR/L16		φ 31	φ 25	14	250	40	24	6°		
S32T-STFCR/L16	TC□□1102□□	φ 39	φ 32	17.5	300	45	30	4°	M4 × 8	T15
H08K-STFCR/L09		φ 11	φ 8	5	125	23	7	15°		
H10K-STFCR/L09		φ 13.5	φ 10	6	125	24	9	13°		
H12M-STFCR/L09	TC□□0902□□	φ 16	φ 10	6	150	24	9	12°	M2.2 × 5	T7
H10K-STFCR/L11		φ 13.5	φ 12	7	125	27	11	10°		
H12M-STFCR/L11		φ 20	φ 16	9	150	30	15	8°		
H16Q-STFCR/L11	TC□□1102□□	φ 25	φ 20	11	180	35	19	6°	M2.5 × 6	T8

内孔车刀(螺钉式) Boring Bars(S-type)

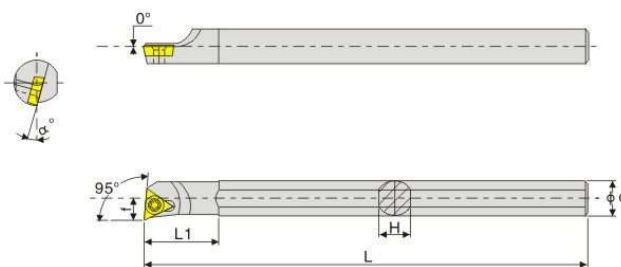
STUCR/L



主偏角95°
Cutting edge angle



端面、通孔、盲孔加工
End face, through-hole and blind hole machining



型号 Model	刀片 Insert	适用条件 Applicable conditions							配件 Accessories	
		φ Dmin	φ D	f	L	L1	H	α °	螺丝 Screw	扳手 Wrench
S08K-STUCR/L09	TC□□0902□□	φ 10.5	φ 8	5	125	23	7	15	M2.2 × 5	T7
S10K-STUCR/L09		φ 13.5	φ 10	6	125	24	9	13		
S10K-STUCR/L11		φ 13.5	φ 10	6	125	24	9	12		
S12M-STUCR/L11	TC□□1102□□	φ 16	φ 12	7	150	27	11	10	M2.5 × 6	T8
S16Q-STUCR/L11		φ 20	φ 16	9	180	30	15	8		
S20R-STUCR/L11		φ 25	φ 20	11	200	35	19	6		
S25S-STUCR/L11	TC□□16T3□□	φ 31	φ 25	13.5	250	40	24	4	M4 × 10	T15
S20R-STUCR/L16		φ 25	φ 20	11.5	200	40	19	8		
S25S-STUCR/L16		φ 31	φ 25	14	300	40	24	6		
S32T-STUCR/L16	TC□□16T3□□	φ 39	φ 32	17.5	350	45	30	4	M4 × 10	T15
H08K-STUCR/L09		φ 10.5	φ 8	5	125	23	7	15		
H10K-STUCR/L09		φ 13.5	φ 10	6	125	24	9	13		
H10K-STUCR/L11	TC□□1102□□	φ 13.5	φ 10	6	125	24	9	12	M2.2 × 5	T7
H12M-STUCR/L11		φ 16	φ 12	7	150	27	11	10		
H16Q-STUCR/L11		φ 20	φ 16	9	180	30	15	8		