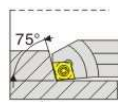


内孔车刀(螺钉式) Boring Bars(S-type)

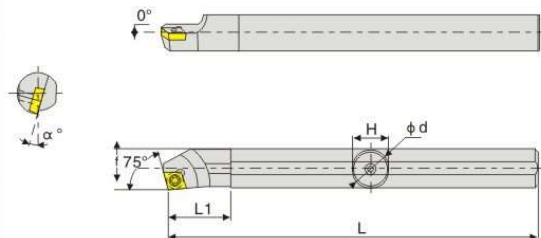
SCKCR/L



主偏角75°
Cutting edge angle



通孔加工
Through-hole machining



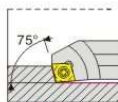
型号 Model	刀片 Insert 	适用条件 Applicable conditions							配件 Accessories	
		φ Dmin	φ D	f	L	L1	H	α °	螺丝 Screw 	扳手 Wrench
S08K-SCKCR/L06	CC□□0702□□	φ 10.5	φ 8	5.5	125	20	7	13°	M2.5×6	T8
S10K-SCKCR/L06		φ 13.5	φ 10	6	125	22	9	12°		
S12M-SCKCR/L06		φ 16	φ 12	7	150	23	11	10°		
S12M-SCKCR/L09	CC□□09T3□□	φ 16	φ 12	8	150	30	11	12	M4×8	T15
S14N-SCKCR/L09		φ 17	φ 14	8	160	30	13	10		
S16Q-SCKCR/L09		φ 20	φ 16	9.5	180	30	15	10°		
S20R-SCKCR/L09		φ 25	φ 20	11.5	200	35	19	8°		
S25S-SCKCR/L09		φ 31	φ 25	14	250	40	24	8°		

内孔车刀(螺钉式) Boring Bars(S-type)

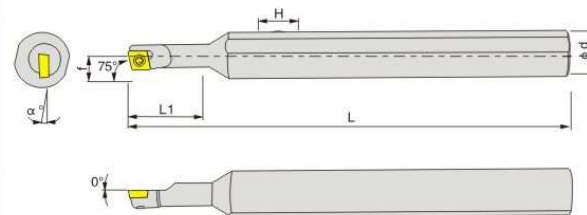
SCKCR/L 75°



主偏角75°
Cutting edge angle



内孔车刀
Inner hole turning tool



型号 Model	刀片 Insert 	规格 Specification							螺丝 Screw 	扳手 Wrench
		φ Dmin	φ d	L	L1	H	f	α °		
S07M-SCKCR/L06-A16	CC□□0602□□	10	16	150	150	15	4.9	15°	M2.5×5	T8
S08M-SCKCR/L06-A16		11	16	150	150	15	5.5	13°		
S10M-SCKCR/L06-A16		12	16	150	150	15	6	12°	M2.5×6	
S12M-SCKCR/L06-A16		14	16	150	150	15	7	10°		