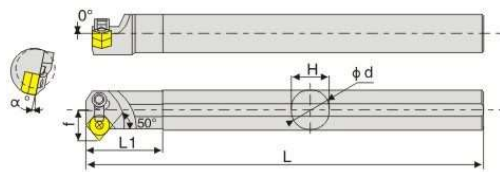
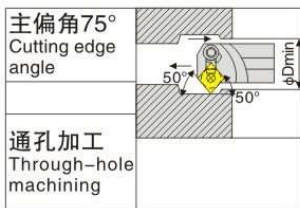


# 内孔车刀(压板式) Boring Bars(M-type)

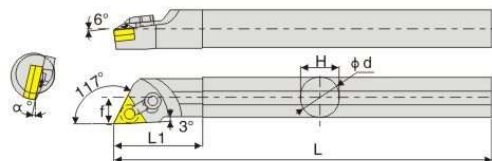
## MCWNR/L



| 型号<br>Model    | 刀片 Insert<br> | 适用条件<br>Applicable conditions |        |     |    |    |      |        | 配件 Accessories |        |          |                     |              |
|----------------|---------------|-------------------------------|--------|-----|----|----|------|--------|----------------|--------|----------|---------------------|--------------|
|                |               | phi Dmin                      | phi d  | L   | L1 | H  | f    | alpha° | 刀垫 Shim        | 销钉 Pin | 压板 Clamp | 双头螺丝 Clamping Screw | 扳手 Wrench    |
| S20R-MCWNR/L12 | CN□□1204□□    | phi 30                        | phi 20 | 200 | 45 | 19 | 17   | 15°    | SC1204         | CTM613 | HL1810   | ML0620<br>ML0625    | L3.0<br>L2.5 |
| S25S-MCWNR/L12 |               | phi 35                        | phi 25 | 250 | 45 | 24 | 19.5 | 12°    |                |        |          |                     |              |
| S32T-MCWNR/L12 |               | phi 42                        | phi 32 | 300 | 50 | 30 | 23   | 17°    |                |        |          |                     |              |
| S40U-MCWNR/L12 |               | phi 50                        | phi 40 | 350 | 55 | 38 | 27   | 15°    |                |        |          |                     |              |

# 内孔车刀(压板式) Boring Bars(M-type)

## MTJNR/L



| 型号<br>Model    | 刀片 Insert<br> | 适用条件<br>Applicable conditions |        |     |    |    |      |        | 配件 Accessories |        |              |                     |              |
|----------------|---------------|-------------------------------|--------|-----|----|----|------|--------|----------------|--------|--------------|---------------------|--------------|
|                |               | phi Dmin                      | phi D  | L   | L1 | H  | f    | alpha° | 刀垫 Shim        | 销钉 Pin | 压板 Clamp     | 双头螺丝 Clamping Screw | 扳手 Wrench    |
| S20R-MTJNR/L16 | TN□□1604□□    | phi 25                        | phi 20 | 200 | 40 | 19 | 13   | 15°    | ST1603         | CTM510 | HL1810       | ML0620              | L2.0<br>L3.0 |
| S25S-MTJNR/L16 |               | phi 32                        | phi 25 | 250 | 45 | 24 | 16   | 12°    |                |        |              |                     |              |
| S32T-MTJNR/L16 |               | phi 41                        | phi 32 | 300 | 54 | 30 | 22.5 | 17°    |                | ML0625 | L2.0<br>L3.0 |                     |              |