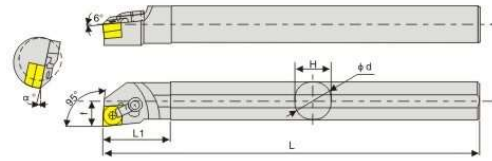
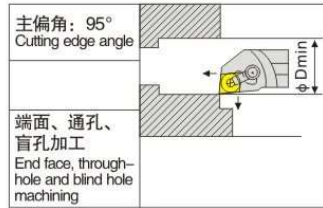


内孔车刀(压板式) Boring Bars(M-type)

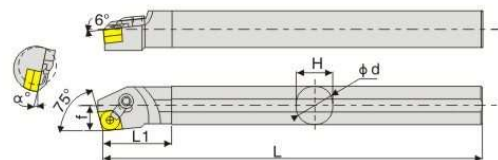
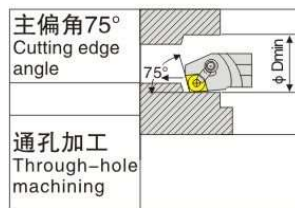
MCLNR/L



| 型号 Model | 刀片 Insert | 适用条件 Applicable conditions | | | | | | | 配件 Accessories | | | | |
|----------------|---------------|-------------------------------|-----------|-----|----|----|------|----------------|----------------|-----------|-------------|---------------------------|--------------|
| | | ϕ Dmin | ϕ d | L | L1 | H | f | α° | 刀垫 Shim | 销钉 Pin | 压板 Clamp | 双头螺丝 Clamping Screw | 扳手 Wrench |
| S20R-MCLNR/L12 | CN□□1204□□ | ϕ 25 | ϕ 20 | 200 | 45 | 19 | 13 | 15° | SC1204 | CTM613 | HL1810 | ML0620 | L2.5 L3.0 |
| S25S-MCLNR/L12 | | ϕ 32 | ϕ 25 | 250 | 45 | 24 | 16.5 | 12° | | | | | |
| S32T-MCLNR/L12 | | ϕ 40 | ϕ 32 | 300 | 50 | 30 | 22.5 | 17° | | | | | |
| S40U-MCLNR/L12 | | ϕ 50 | ϕ 40 | 350 | 55 | 38 | 26 | 15° | | | | | |
| S40U-MCLNR/L16 | CN□□1606□□ | ϕ 50 | ϕ 40 | 350 | 55 | 38 | 26 | 15° | SC1604 | CTM819 | HL1719 | ML0825 | L4.0 L5.0 |

内孔车刀(压板式) Boring Bars(M-type)

MCKNR/L



| 型号 Model | 刀片 Insert | 适用条件 Applicable conditions | | | | | | | 配件 Accessories | | | | |
|----------------|---------------|-------------------------------|-----------|-----|----|----|----|----------------|----------------|-----------|-------------|---------------------------|--------------|
| | | ϕ Dmin | ϕ d | L | L1 | H | f | α° | 刀垫 Shim | 销钉 Pin | 压板 Clamp | 双头螺丝 Clamping Screw | 扳手 Wrench |
| S20R-MCKNR/L12 | CN□□1204□□ | ϕ 26 | ϕ 20 | 200 | 45 | 19 | 14 | 15° | SC1204 | CTM613 | HL1810 | ML0620 | L3.0 L2.5 |
| S25S-MCKNR/L12 | | ϕ 32 | ϕ 25 | 250 | 45 | 24 | 16 | 12° | | | | | |
| S32T-MCKNR/L12 | | ϕ 40 | ϕ 32 | 300 | 50 | 30 | 22 | 17° | | | | | |
| S40U-MCKNR/L12 | | ϕ 50 | ϕ 40 | 350 | 55 | 38 | 26 | 15° | | | | | |