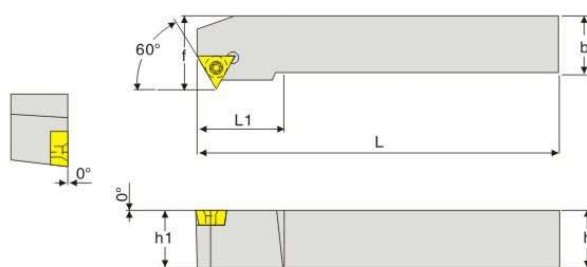
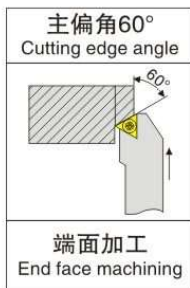


外圆刀(螺钉式) External Turning Holder(S-type)

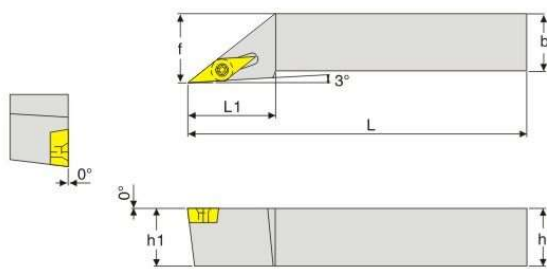
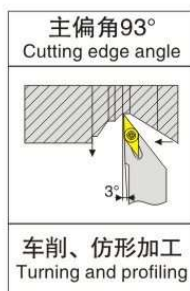
STWCR/L



型号 Model	刀片 Insert 	适用条件 Applicable conditions						配件 Accessories	
		h	b	L	L1	h1	f	螺丝 Screw	扳手 Wrench
STWCR/L1212H11	TC□□1102□□	12	12	100	8	12	15.3	M2.5×6	T8
STWCR/L1616H11		16	16	100	8	16	19.3		
STWCR/L2020K11		20	20	125	8	20	23.3		
STWCR/L2525M11	TC□□16T3□□	25	25	150	8	25	28.3	M4×8	T15
STWCR/L1616H16		16	16	100	12	16	21		
STWCR/L2020H16		20	20	125	12	20	26		
STWCR/L2525K16		25	25	150	12	25	31		
STWCR/L3232P16		32	32	170	12	32	38		

外圆刀(螺钉式) External Turning Holder(S-type)

SVJ*R/L



型号 Model	刀片 Insert 	适用条件 Applicable conditions						配件 Accessories	
		h	b	L	L1	h1	f	螺丝 Screw	扳手 Wrench
SVJ-R/L1616H16	VC□□1604□□ VB□□1604□□	16	16	100	32	16	20	M4×10	T15
SVJ-R/L2020K16		20	20	125	32	20	25		
SVJ-R/L2525M16		25	25	150	32	25	32		
SVJ-R/L3232P16		32	32	170	40	32	40		

—: C刀片后角7° B刀片后角5°
—: C insert clearance angle 7°
B insert clearance angle 5°